



Weir Recreation and Ski Park

Preliminary Stakeholder Identification Survey Results



Background

Charters Towers Regional Council is seeking to expand recreational use of the Weir.

Subsequently Council has conducted an initial survey which also sought expressions of interest from members of the community to partake in a newly established Weir Recreation and Ski Park Project Reference Group. This group will be involved in the review of draft strategy to ensure community concerns and aspirations are reflected in the plan.

This results presented in this presentation are the results of the initial survey with the Community:

Preliminary Stakeholder Identification Survey: 1 – 14 September 2018

- Initial online and paper-based survey to initiate conversation with community regarding Weir Recreation Park Project and seek Expressions of Interest for Reference Group Development of Reference Group to assist in review of Draft Strategy.

Further consultation is proposed to be appropriate to the requirements of a future draft strategy.

Summary

Charters Towers Regional Council received 127 online and nine paper-based (136 total) in a period of two weeks which, compared with other recent surveys, is a highly engaged response to the topic.

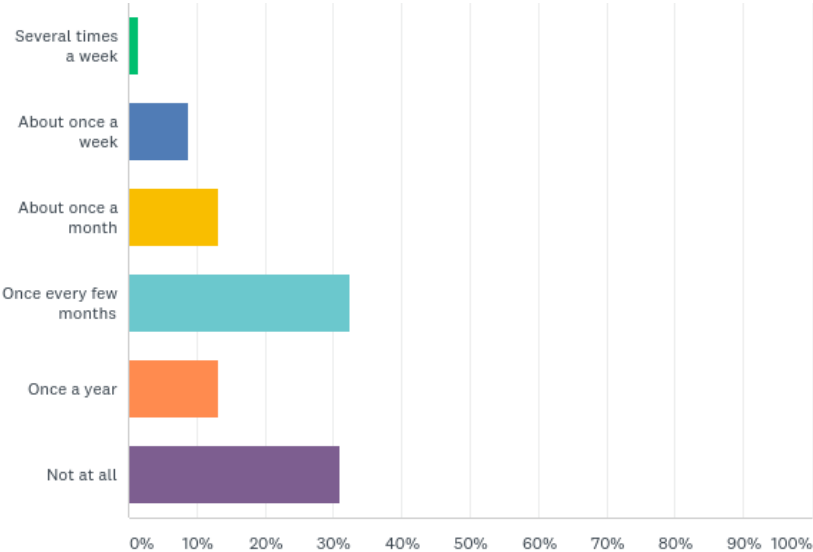
The results of this survey show a strong appetite for change / increased use of the Weir Park area, noted as a well-liked yet underutilised area, however also highlight the community's desire to see changes implemented in a responsible and sustainable manner which will offer broad appeal to a variety of groups, particularly families.

Demographics were relatively evenly skewed with 56.69% of respondents female and 42.52% male, and a 'normal distribution' of respondents ageing from Under 18 – Over 65 as indicated by a bell-curve in ages.

Of the respondents, 31 applicants expressed an interest in participating in the Weir Recreation and Ski Park Reference Group, with almost twice this wishing to be notified of updates on this topic.

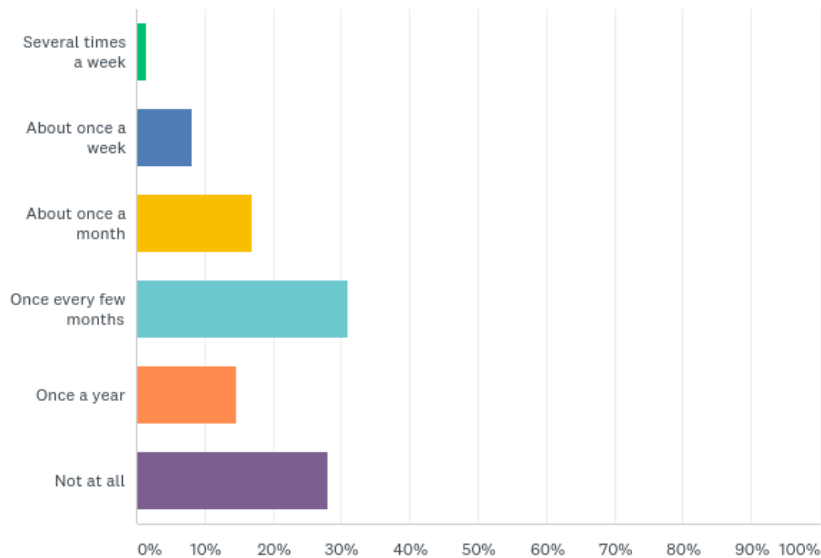
Overall, the results indicate further discussion and consideration of this topic is warranted.

Q1: In the past 12 months, how often have you fished from a boat?



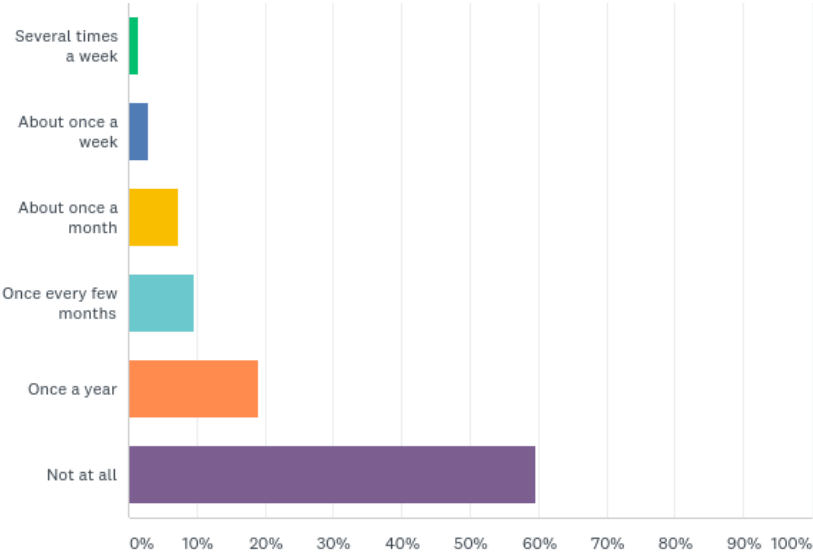
ANSWER CHOICES	RESPONSES	
Several times a week	1.47%	2
About once a week	8.82%	12
About once a month	13.24%	18
Once every few months	32.35%	44
Once a year	13.24%	18
Not at all	30.88%	42
TOTAL		136

Q2: In the past 12 months, how often have you fished from land?



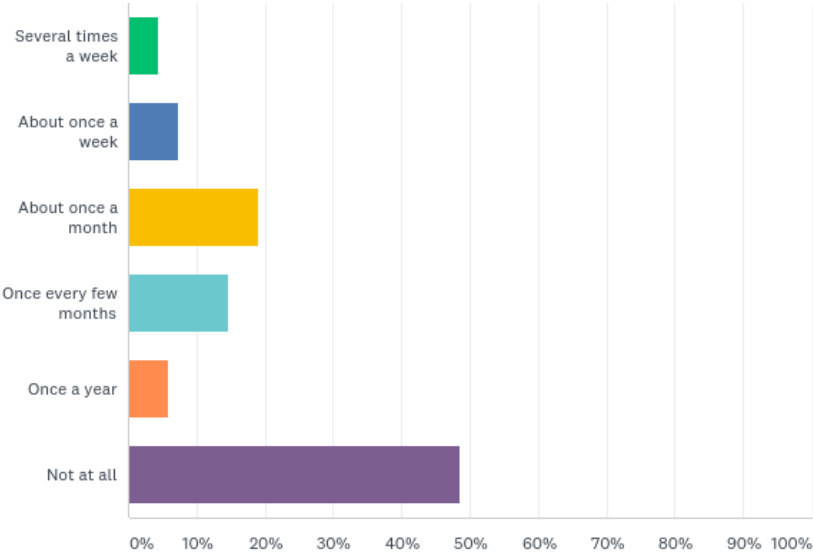
ANSWER CHOICES	RESPONSES	
Several times a week	1.47%	2
About once a week	8.09%	11
About once a month	16.91%	23
Once every few months	30.88%	42
Once a year	14.71%	20
Not at all	27.94%	38
TOTAL		136

Q3: In the past 12 months, how often have you kayaked?



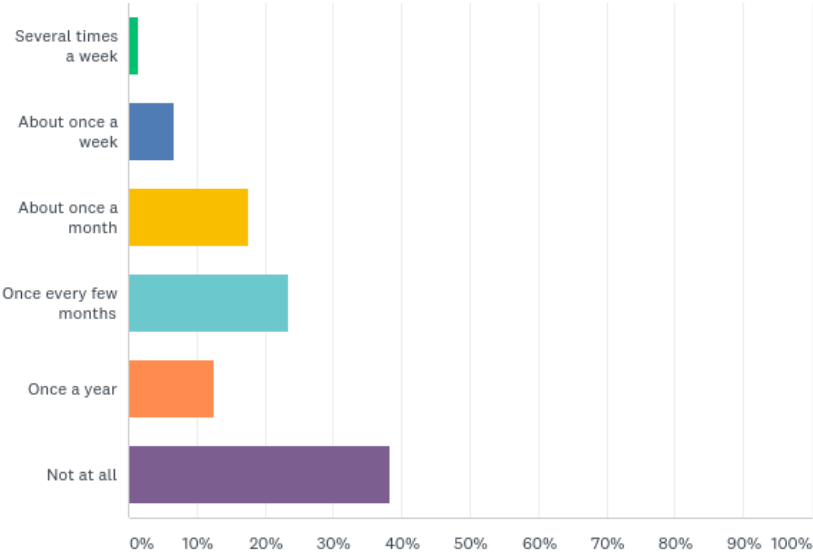
ANSWER CHOICES	RESPONSES
Several times a week	1.47% 2
About once a week	2.94% 4
About once a month	7.35% 10
Once every few months	9.56% 13
Once a year	19.12% 26
Not at all	59.56% 81
TOTAL	136

Q4: In the past 12 months, how often have you water skied?



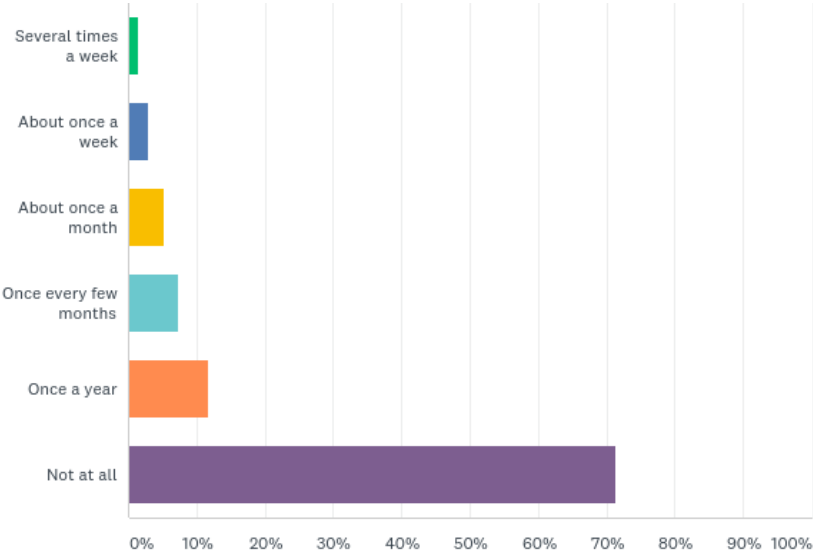
ANSWER CHOICES	RESPONSES
Several times a week	4.41% 6
About once a week	7.35% 10
About once a month	19.12% 26
Once every few months	14.71% 20
Once a year	5.88% 8
Not at all	48.53% 66
TOTAL	136

Q5: In the past 12 months, how often have you fished at the Weir?



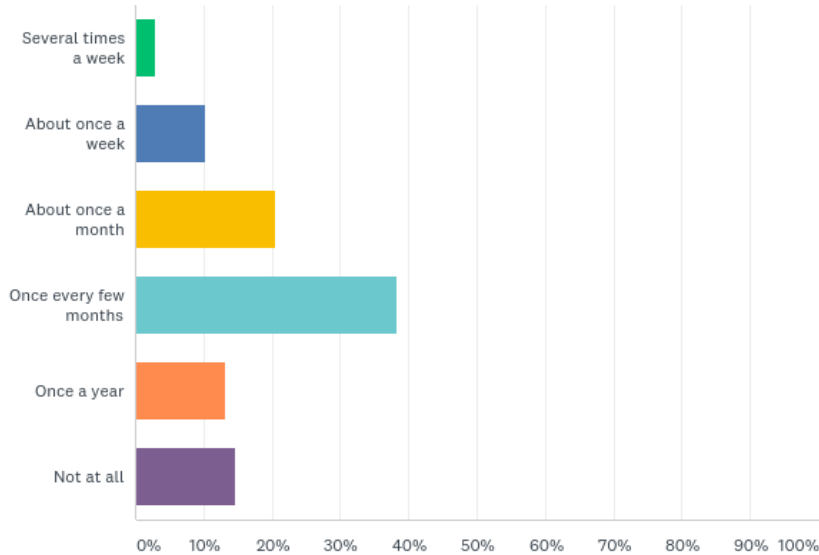
ANSWER CHOICES	RESPONSES	
Several times a week	1.47%	2
About once a week	6.62%	9
About once a month	17.65%	24
Once every few months	23.53%	32
Once a year	12.50%	17
Not at all	38.24%	52
TOTAL		136

Q6: In the past 12 months, how often have you kayaked at the Weir?



ANSWER CHOICES	RESPONSES	
Several times a week	1.47%	2
About once a week	2.94%	4
About once a month	5.15%	7
Once every few months	7.35%	10
Once a year	11.76%	16
Not at all	71.32%	97
TOTAL		136

Q7: In the past 12 months, how often have you done another activity/activities at the Weir? (eg swimming / picnic)

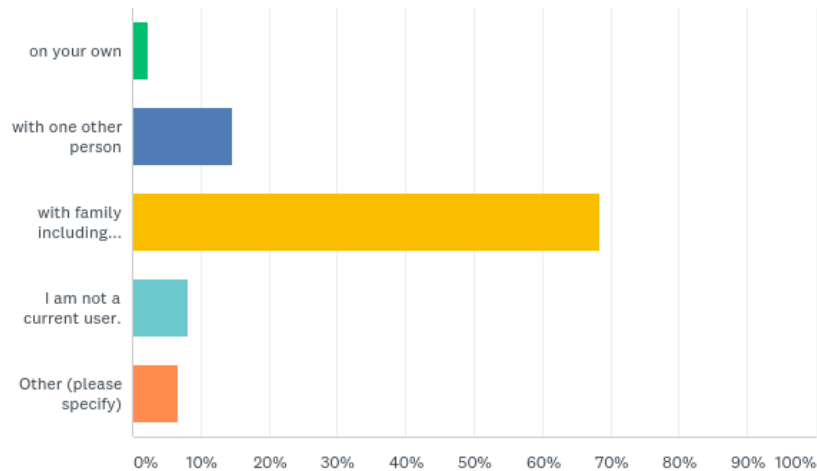


ANSWER CHOICES	RESPONSES
Several times a week	2.94% 4
About once a week	10.29% 14
About once a month	20.59% 28
Once every few months	38.24% 52
Once a year	13.24% 18
Not at all	14.71% 20
TOTAL	136

Q8 If you did an activity in Q7, which activity/activities did you do?

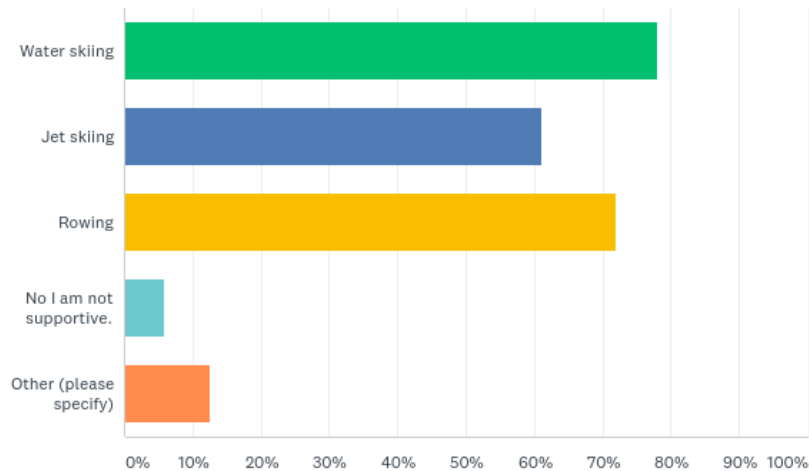


Q9: If you are a current user of the Weir, do you use it mostly:



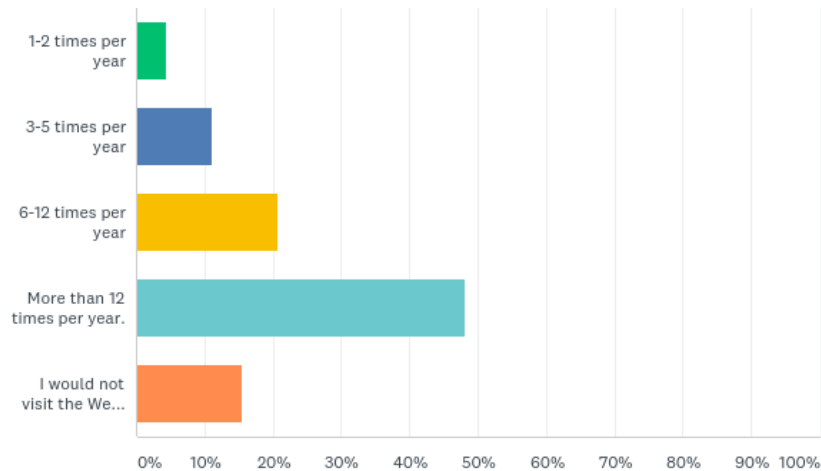
ANSWER CHOICES	RESPONSES
on your own	2.21% 3
with one other person	14.71% 20
with family including children	68.38% 93
I am not a current user.	8.09% 11
Other (please specify)	6.62% 9
TOTAL	136

Q10: Are you supportive of the following additional recreational activities taking place at the Weir?



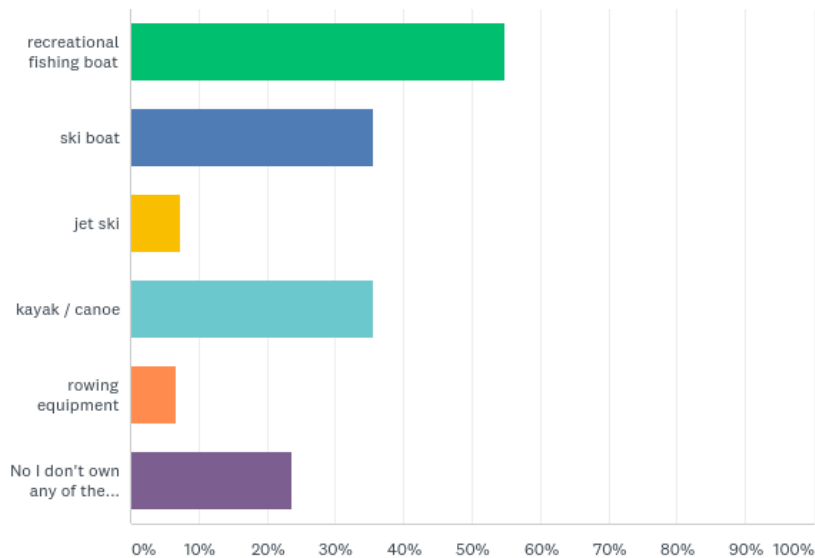
ANSWER CHOICES	RESPONSES	
Water skiing	77.94%	106
Jet skiing	61.03%	83
Rowing	72.06%	98
No I am not supportive.	5.88%	8
Other (please specify)	12.50%	17
Total Respondents: 136		

Q11: If you are supportive of additional activity, how much more often would you visit the Weir if this activity was an option?



ANSWER CHOICES	RESPONSES
1-2 times per year	4.44% 6
3-5 times per year	11.11% 15
6-12 times per year	20.74% 28
More than 12 times per year.	48.15% 65
I would not visit the Weir more.	15.56% 21
TOTAL	135

Q12: Do you currently own any of the following:



ANSWER CHOICES	RESPONSES	
recreational fishing boat	54.81%	74
ski boat	35.56%	48
jet ski	7.41%	10
kayak / canoe	35.56%	48
rowing equipment	6.67%	9
No I don't own any of the above.	23.70%	32
Total Respondents: 135		

Q13: Do you have any comments / suggestions regarding the expansion of recreational use of the Weir?

74% of comments were positive towards expanded use

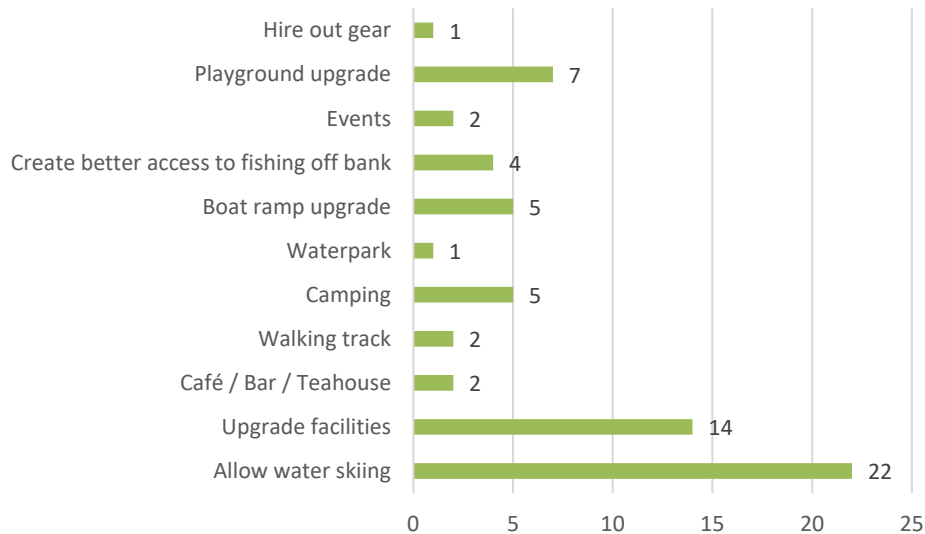
15% of comments encouraged caution / care / sustainability

11% of comments were not supportive

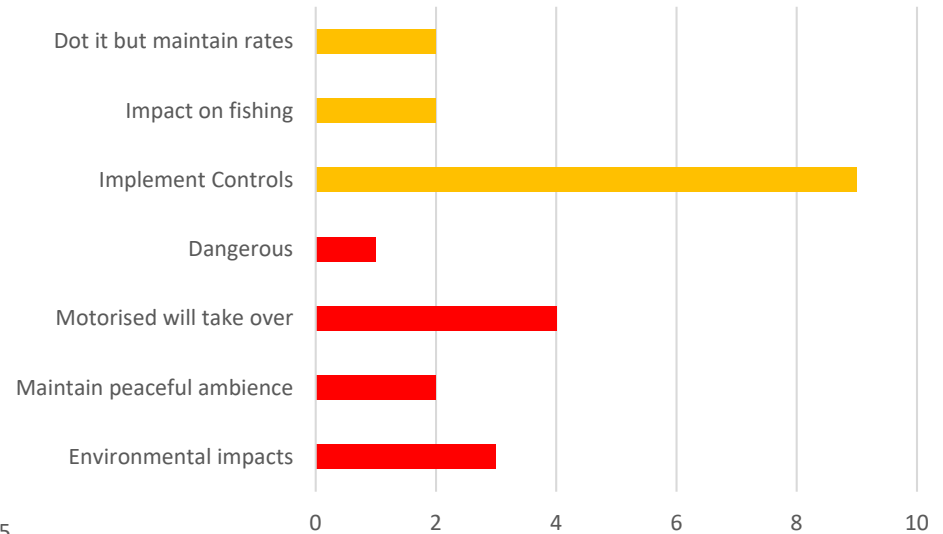
Community Sentiment

Q13: Do you have any comments / suggestions regarding the expansion of recreational use of the Weir? (continued)

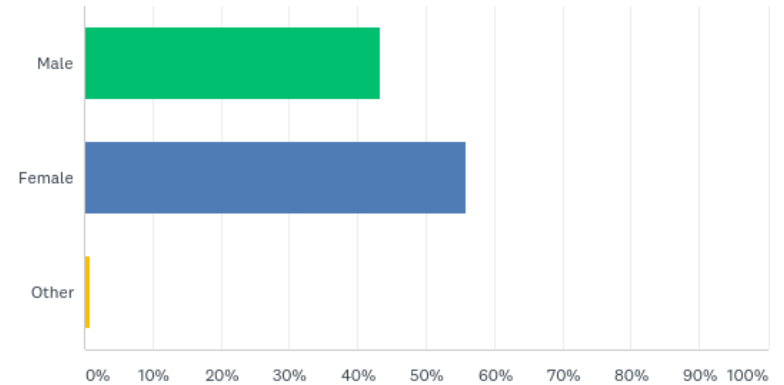
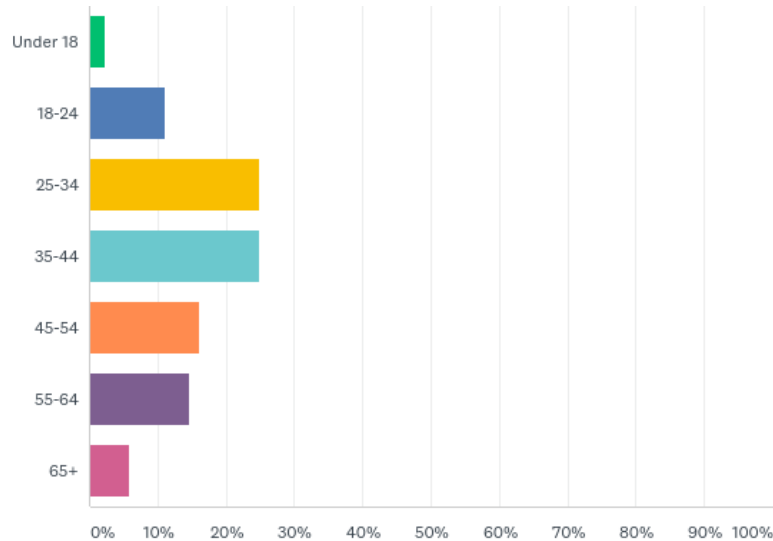
Comments / Suggestions for expanded use



Concerns for expanded use



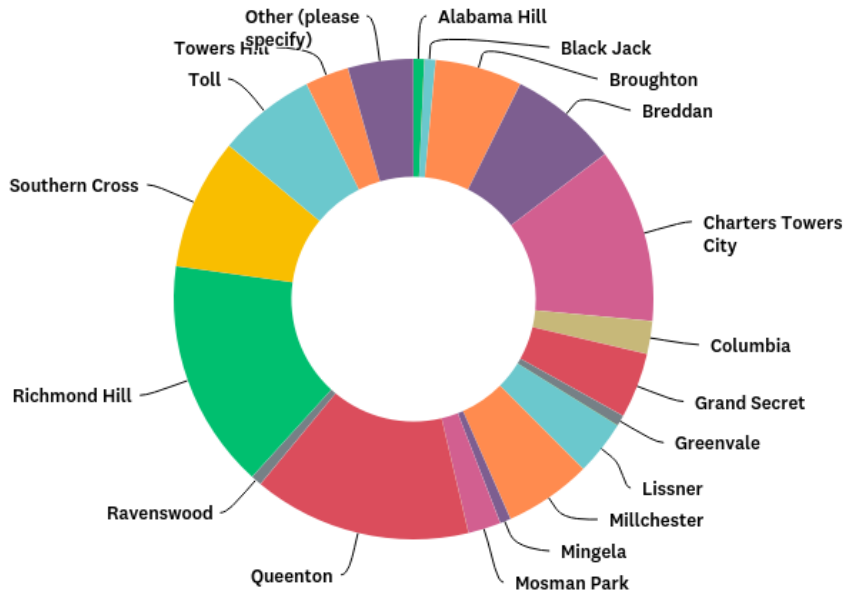
Q14: What is your age? | Q15: What is your gender?



ANSWER CHOICES	RESPONSES	
Under 18	2.21%	3
18-24	11.03%	15
25-34	25.00%	34
35-44	25.00%	34
45-54	16.18%	22
55-64	14.71%	20
65+	5.88%	8
TOTAL		136

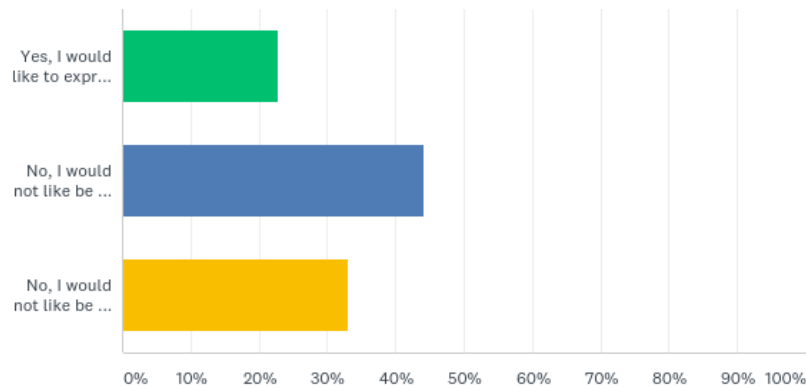
ANSWER CHOICES	RESPONSES	
Male	43.38%	59
Female	55.88%	76
Other	0.74%	1
TOTAL		136

Q16: What suburb do you live in?



ANSWER CHOICES	RESPONSES	
Alabama Hill	0.74%	1
Balfes Creek	0.00%	0
Belyando Crossing	0.00%	0
Black Jack	0.74%	1
Broughton	5.88%	8
Breddan	7.35%	10
Charters Towers City	11.76%	16
Columbia	2.21%	3
Grand Secret	4.41%	6
Greenvale	0.74%	1
Hervey Range	0.00%	0
Hidden Valley	0.00%	0
Homestead	0.00%	0
Lissner	3.68%	5
Millchester	5.88%	8
Mingela	0.74%	1
Mosman Park	2.21%	3
Pentland	0.00%	0
Queenton	14.71%	20
Ravenswood	0.74%	1
Richmond Hill	15.44%	21
Sellheim	0.00%	0
Southern Cross	8.82%	12
Toll	6.62%	9
Towers Hill	2.94%	4
Other (please specify)	4.41%	6
TOTAL		136

Q17: Would you like to express an interest in partaking in the Weir Recreation and Ski Park Project Reference Group?



ANSWER CHOICES	RESPONSES	
Yes, I would like to express an interest in partaking in the Weir Recreation and Ski Park Project Reference Group.	22.79%	31
No, I would not like be on the Weir Recreation and Ski Park Project Reference Group but WOULD like to be notified of updates on this project.	44.12%	60
No, I would not like be on the Weir Recreation and Ski Park Project Reference Group and would NOT like to be notified of updates on this project.	33.09%	45
TOTAL		136



CHARTERS TOWERS
REGIONAL COUNCIL

Contact us

PO Box 189 Charters Towers Qld 4820

Administration: 12 Mosman Street

Charters Towers Qld 4820 Australia

PH. (07) 4761 5300 | F. (07) 4761 5344

E. mail@charterstowers.qld.gov.au

ABN. 67 731 313 583

www.charterstowers.qld.gov.au