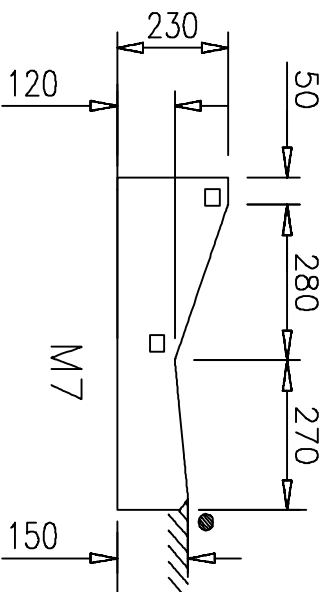
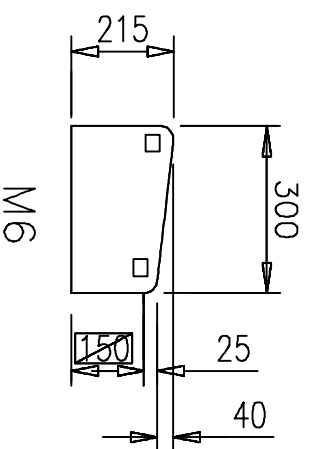
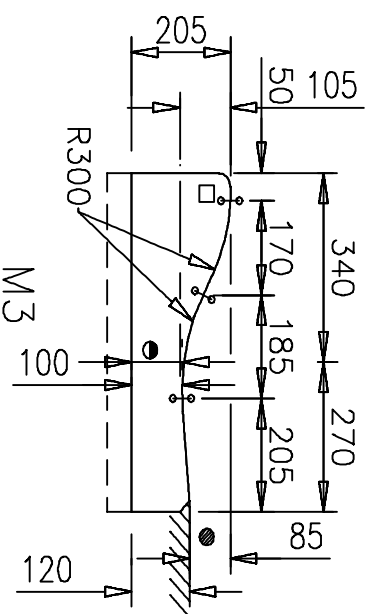
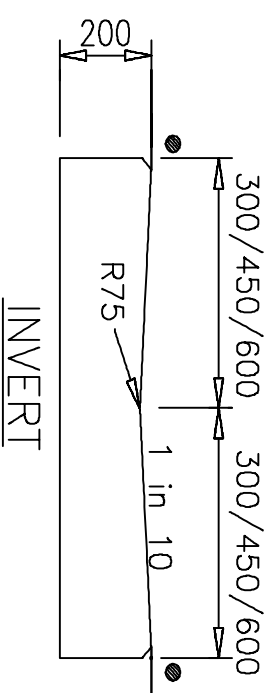
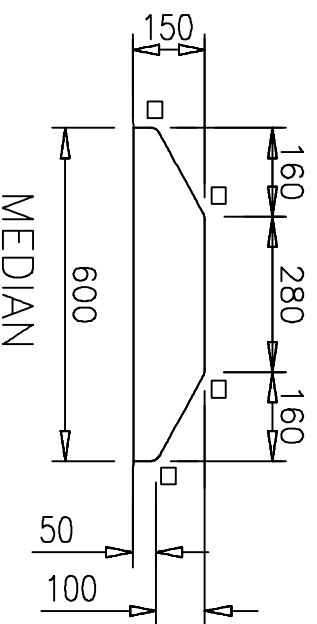


**SEMI – MOUNTABLE TYPE**



**MOUNTABLE TYPE**



**NOTES:**

1. All materials and construction shall comply with AS 2876 except for dimensions on this drawing.
2. All concrete N32 MIN (refer project documentation) in accordance with AS 1379 and AS 3600 unless approved otherwise by relevant Council.
3. Reinforcing steel in accordance with AS 4671.
4. Control joints shall be 3 metre centres unless otherwise directed by relevant Council.
5. Expansion joints at 12 metre centres unless otherwise directed by relevant Council. Expansion joints, performed jointing material of bituminous fibreboard or equivalent approved by relevant Council.
6. All dimensions are in millimetres unless shown otherwise.

**LEGEND**

- Channel, invert width, refer project drawings.
- 20 Arris.
- R20 Radius.
- 175 where specified for commercial and industrial applications, refer project drawings.

**CHARTERS TOWERS REGIONAL COUNCIL**  
 12-14 MOSMAN STREET  
 P.O. BOX 1892  
 CHARTERS TOWERS, QLD, 4820  
 Phone: (07) 47615300 Fax: (07) 47615344  
 mail: charters-towers@qld.gov.au

**KERB AND CHANNEL  
 PROFILES AND DIMENSIONS  
 INCLUDING EDGE RESTRAINTS, MEDIAN AND INVERT**