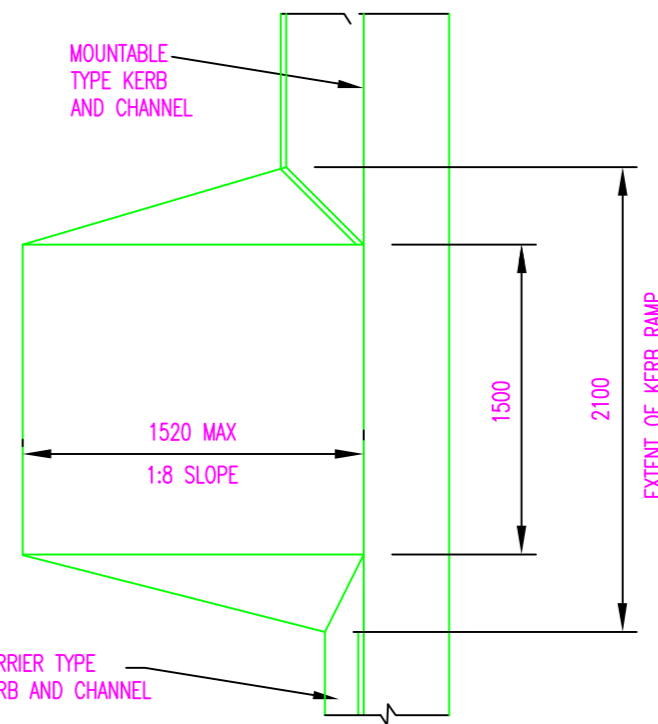
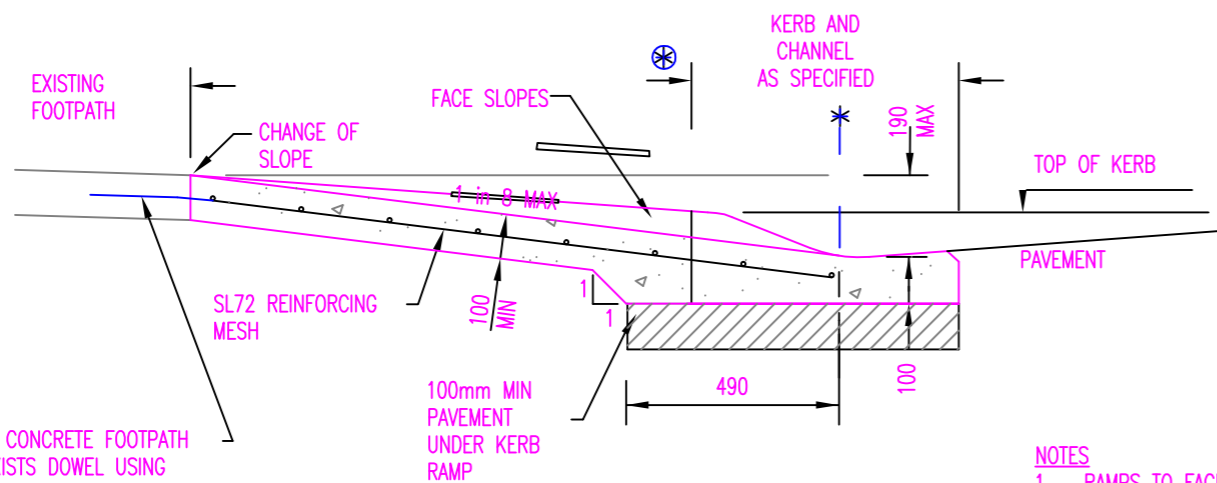


IF CONCRETE FOOTPATH EXISTS DOWEL USING  $\phi 12$ mm HOT DIPPED GALVANISED DOWEL BARS 450mm LONG @ 300mm CRS.

SECTION AT BARRIER KERB & CHANNEL



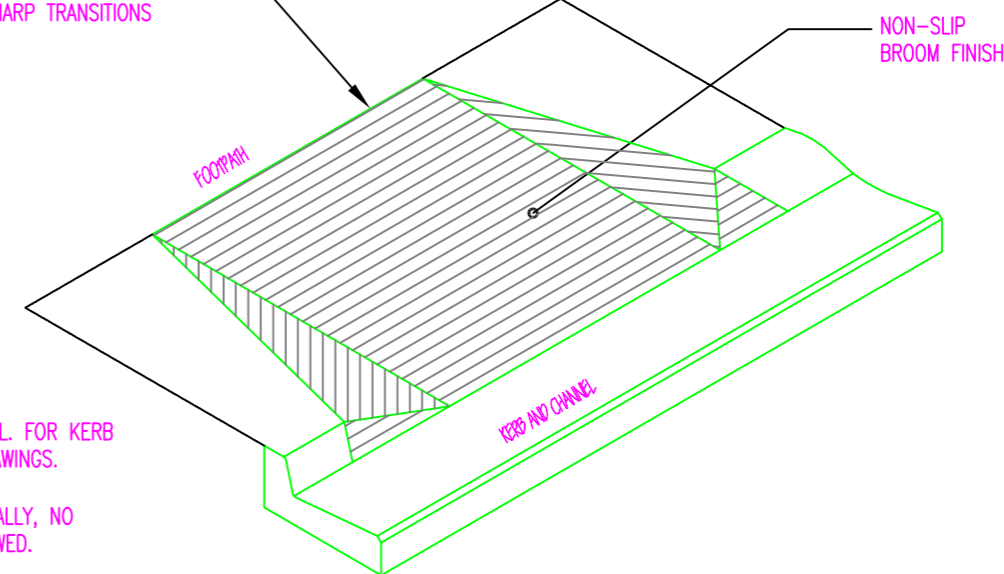
KERB RAMP



IF CONCRETE FOOTPATH EXISTS DOWEL USING  $\phi 12$ mm HOT DIPPED GALVANISED DOWEL BARS 450mm LONG @ 300mm CRS.

SECTION AT MOUNTABLE KERB & CHANNEL

RECONSTRUCT FOOTPATH IF NECESSARY TO PROVIDE SHARP TRANSITIONS



PERSPECTIVE VIEW

**NOTES**

1. RAMPS TO FACE DIRECTION OF TRAVEL. FOR KERB RAMP LOCATION, REFER PROJECT DRAWINGS.
2. CONCRETE N32/20.
3. KERB RAMP TO BE CAST MONOLITHICALLY, NO CONSTRUCTION JOINTS WILL BE ALLOWED.
4. ALL DIMENSIONS IN MILLIMETRES.



CHARTERS TOWERS REGIONAL COUNCIL  
12-14 MOSMAN ST, PO BOX 189  
CHARTERS TOWERS, QLD, 4820  
PH: 07 4761 5300 FAX: 07 4761 5344  
mail@charters Towers.qld.gov.au

**STANDARD DRAWING – ROADS KERB RAMP**

|             |                               |
|-------------|-------------------------------|
| SURVEY:     | SCALE:NTS                     |
| DATUM:      | CHECKED: DAF DATE:5.11.14     |
| DESIGN: DAF | APPROVED:C.SCOTT DATE:5.11.14 |
| DRAWN: DAF  | APPROVED:                     |

|                       |   |   |   |   |   |
|-----------------------|---|---|---|---|---|
| SHEET 1 OF 1          |   |   |   |   |   |
| A3 PLAN REFERENCE No: |   |   |   |   |   |
| A                     | B | C | D | E | F |